



**Mammogram Utilization
Among Women In SEPA:
Findings from PHMC's 2004
SEPA Household Health
Survey
May, 2005**



About PHMC

Philadelphia Health Management Corporation (PHMC) is a non-profit public health agency offering a diverse mix of programs and services. (www.phmc.org)

Research and Evaluation
Information Systems
Fiscal and Organization Management
Behavioral Health
Individual and Family Support Systems
Health Promotion and Service Systems
Specialized Health Services
Clinical Services and Quality Management



PHMC's Research & Evaluation – What We Do

- Study design and program implementation
- Qualitative and quantitative data collection
 - Focus groups
 - Telephone, mail and in-person surveys
 - Key informant interviews
 - Existing records and statistics
 - Observational studies
- Quantitative, statistical, and qualitative data analysis
- Database development
- Mapping / GIS
- Outcomes measurement training
- Needs Assessments
- Proposal development and writing
- Technical and policy reports



R&E – Topics and Populations Studied

Topic Areas

- Health Status
- Access and Barriers to Health Care Services
- Service Utilization
- Health Behaviors and Disease Prevention
- Homelessness
- Housing
- Maternal and Child Health
- Gerontology
- Family and Youth Violence
- Adolescent Health / Sexuality
- Substance Abuse

- Mental Health
- HIV / AIDS Prevention
- Insurance / Medicaid

Populations Studied

- Children and Adolescents
- Older Adults
- Low Income
- Racial / Cultural Minorities
- Homeless persons and families
- Substance Users
- Neighborhoods & Communities
- Women



PHMC's Southeastern Pennsylvania Household Health Survey

A trusted and
comprehensive
source of community
health data for the
region

- ✓ Most recent survey conducted in 2004. In the past decade, the survey has been fielded every other year.
- ✓ Interviews are conducted by telephone using random-digit dial. Adult & child respondents selected using last birthday method.
- ✓ Interviews about selected child are conducted with child proxy.
- ✓ Oversample of persons 60+ and 75+ and oversample of Asian population.
- ✓ Interviews in English & Spanish, if needed.

Strategic Local Research

A wide range of health and social service agencies use the Community Health Data Base for...

- Needs assessments
- Strategic growth decisions and planning
- Marketing and outreach
- Advocacy and public relations
- Grant-writing, development and institutional advancement
- Community health programming
- Disease management initiatives

The CHDB Network

Who participates in the Community Health Data Base?

Foundations – The Pew Charitable Trusts; The William Penn Foundation; United Way of Southeastern Pennsylvania; The Philadelphia Foundation and Healthcare Resources Foundation.

Members – Hospitals, health systems, managed care organizations, universities, and government agencies.

Affiliates – more than 200 community-based organizations from across the five-county region.

2004 Southeastern Pennsylvania Household Health Survey/Topic Areas

Health Status

- Self-reported health status
- Healthy days measures
- Chronic health conditions: Asthma, Diabetes, high blood pressure & cholesterol, cancer
- Use of prescription medications for asthma
- Diabetes testing (A one C)/ control measures (**new**)
- Hypertension and high cholesterol control
- Stroke (**new**)
- Sensory disability: blindness, deafness or severe vision impairment (**new**)
- Physical disability that impairs mobility (**new**)
- Disability preventing work (**new**)
- Learning disability for children

Access to Care (source and utilization)

- Regular source of care
- Setting of regular care
- Length of time since most recent medical visit
- Number of overnight stays in the hospital, past year
- Transportation barrier to healthcare
- Language barrier to healthcare
- Failure to seek healthcare, fill a prescription, receive dental care, or eat due to cost

Disease Prevention (Routine Screening and Exams)

- Dental visit
- Eye examination
- Blood pressure reading
- Cholesterol check
- Test for AIDS/HIV
- Pap smear
- Clinical breast exam
- Mammogram (40+)
- Osteoporosis screening (45+)
- Prostate (45+)
- Flu, pneumonia vaccination (60+)
- Blood stool test; Colonoscopy/Sigmoid. (50+)
- Pneumonia vaccine (60+)
- Was child required to get shots for school
- Adult risky behavior: drugs/sex (**new**)
- Exercise frequency
- Number of servings of fruits & vegetables
- Access to fruits/vegetables, groceries in neighborhood (**new**)
- Fast food consumption (**new**)
- Use of public recreation facilities (**new**)

2004 Southeastern Pennsylvania Household Health Survey/Topic Areas

Personal Health Behaviors

- Smoking status, frequency (**new**)
- Smoking quit method and duration of cessation (**new**)
- Advised by a doctor to quit smoking
- Exposure to cigarette smoke in household, car (**new**)
- Use of other tobacco products (**new**)
- Alcohol consumption
- Obesity (BMI calculation)
- Advised by doctor to lose weight
- Talked to health professional about nutrition
- Talked to health professional about exercise
- Exercise frequency
- Number of servings of fruits & vegetables
- Access to fruits/vegetables, groceries in neighborhood (**new**)
- Fast food consumption (**new**)
- Use of public recreation facilities (**new**)

Health Insurance

- Current source(s) of health coverage, name of insurer
- Coverage for prescription drugs; dental care
- Medicare approved drug discount card (**new**)
- Respondents without health insurance during past year: length of time; ability to get care
- Medical Assistance coverage; if terminated, why? Awareness
- What is the primary reason for lack of coverage (**new**)
- Visited E.R. due to lack of health insurance

Safety and Violence

- Firearms in the home
- Firearms kept in a locked place/trigger lock; kept loaded
- Personal safety (feeling of safety in community)
- Respondents encountering physical violence
- Intimate partner violence (**new**)
- Did violence result in need for medical attention
- Frequency and extent of physical injuries due to violence among children
- Was child involved in an accident requiring medical attention

2004 Southeastern Pennsylvania Household Health Survey/Topic Areas

Mental Health

- Diagnosed mental health condition
- Receiving treatment for mental health condition
- Needed mental health treatment but could not afford
- Older adult depression scale
- Level of stress in the past year
- Use of professional mental health services

Social Capital

- Involvement in local groups & organizations
- Volunteered (**new**)
- Overall rating of community as place to live
- Willingness of community to help neighbors
- Neighbors have worked together
- Community improvement
- Sense of belonging to the community
- Feelings of trust in the community
- How long living in neighborhood (**new**)

Elderly Supplement (60+)

- Use of aids and prosthetic devices
- Home health services and caregiving
- IADL Impairments (I.e. using phone, shopping walking, meal prep, cleaning, handling money, etc.)
- ADL Impairments (I.e. bathing, grooming, eating, etc.)
- Need and frequency of informal help with IADL and ADL
- Use of formal in-home care and payment
- Social supports & services: contact with friends and relatives familiarity, use, and need for activities at senior center, food programs, transportation, PACE/prescription drug assistance, senior helpline
- Housing and environment

Additional Questions about Children and Youth (0-17)

- Child care: use of formal or informal child care services, problems with child care, etc.
- Participation in organized after-school activities
- Employment and school attendance (ages 13-24)
- Screentime, for children/youth (**new**)
- Sports, for children/youth (**new**)

Defining Your Community

GEOGRAPHIC

- Neighborhoods
- Census tracts
- ZIP codes
- Planning Analysis Sections
- Health districts
- Suburban townships
- County, region

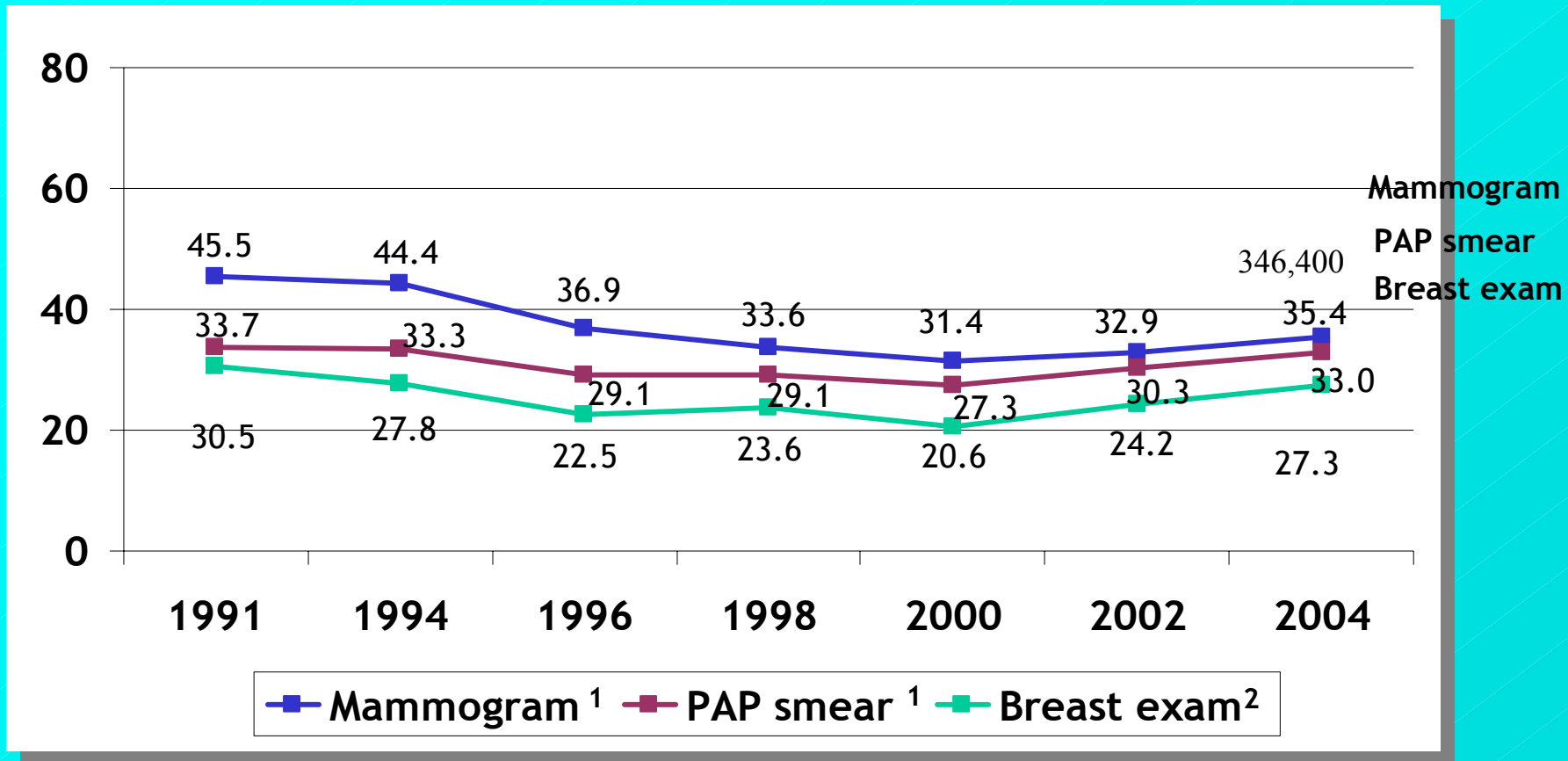
DEMOGRAPHIC

- Any age/age group
- Women
- Children
- Older adults
- Ethnic and racial groups
- The poor/TANF recipients
- Uninsured, Medicaid, Medicare
- Many other demos

More than 10,000 randomly selected households.
3,000 additional interviews regarding children living in those households—
for a **total of 13,000+ interviews.**

Counties: Bucks, Chester, Delaware, Montgomery and Philadelphia

Figure 1. Women (18+) Who Did Not Receive Selected Screenings in the Past Year, Southeastern Pennsylvania, 1991-2004

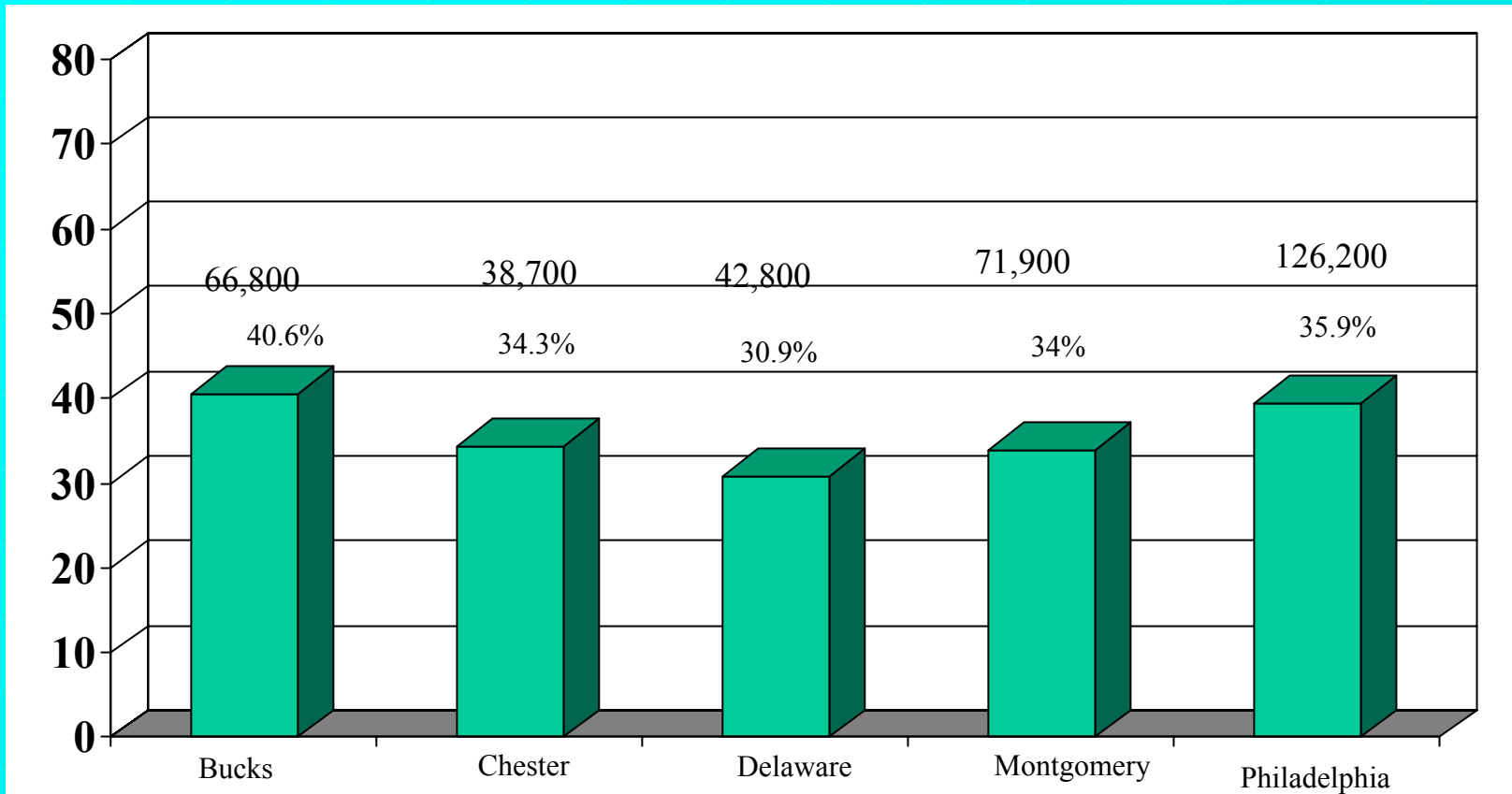


¹ Asked of female adult respondents 18 years of age and older.

² Asked of female adult respondents 40 years of age and older.



Figure 2. Women (40+) Who Did Not Receive A Mammogram in the Recommended Time by County, Southeastern Pennsylvania, 2004



Data Source: 2004 Southeastern Pennsylvania Household Health Survey. Philadelphia Health Management Corporation, Community Health Data Base, 2004.

Figure 3. Women (40+) Who Did NOT Receive a Mammogram In the Recommended Time by Age and Race, Southeastern Pennsylvania, 2004.

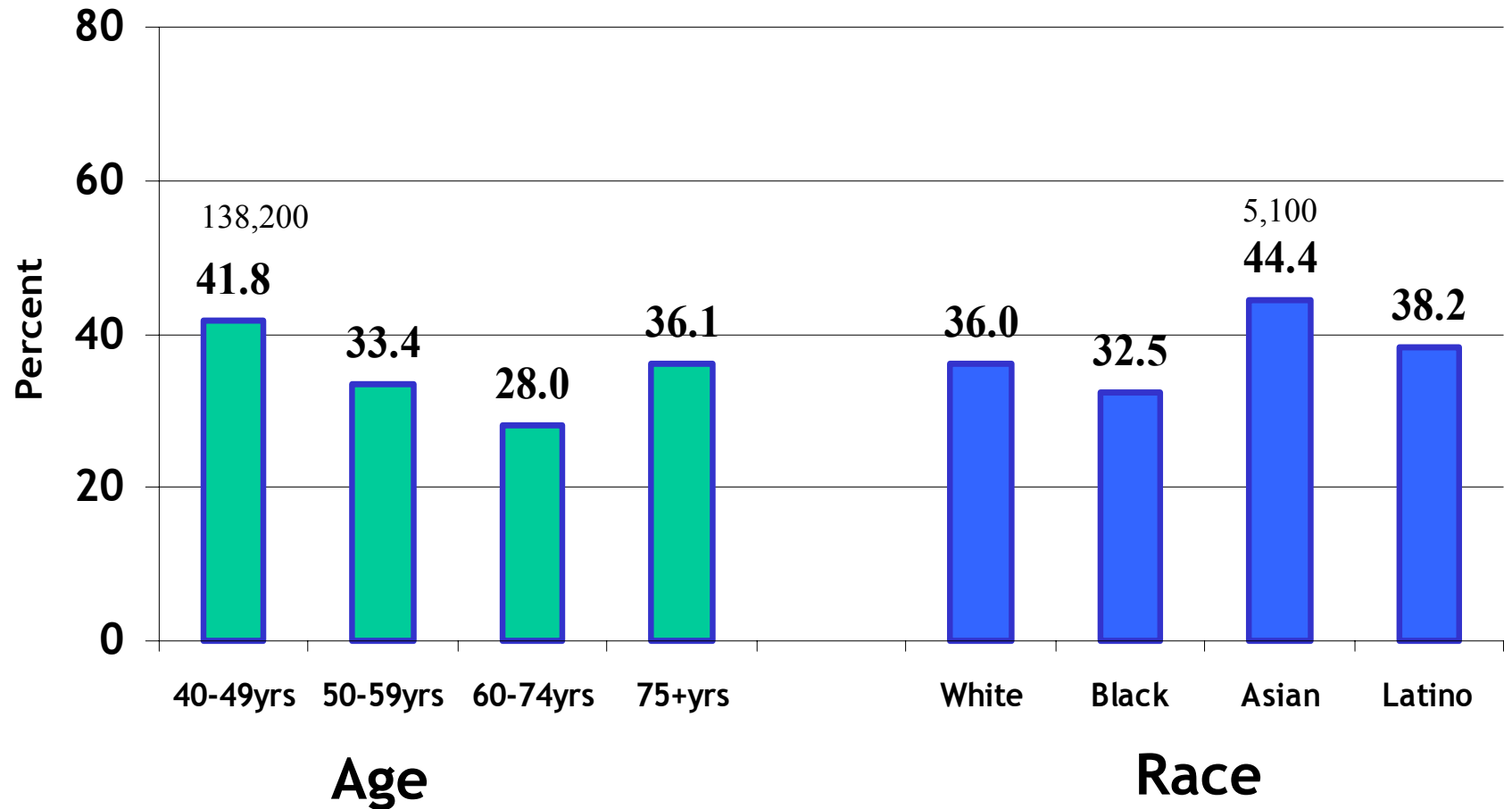
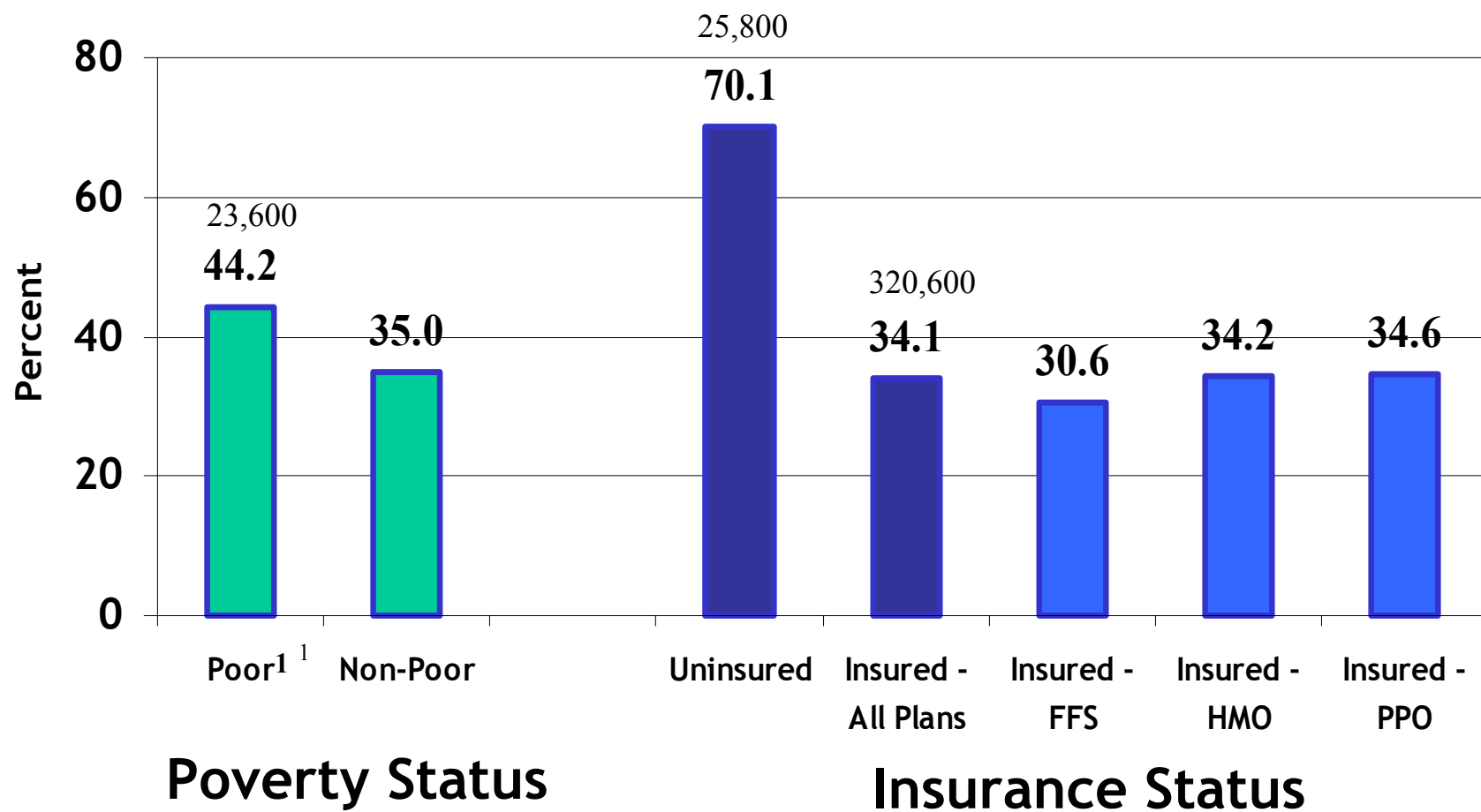
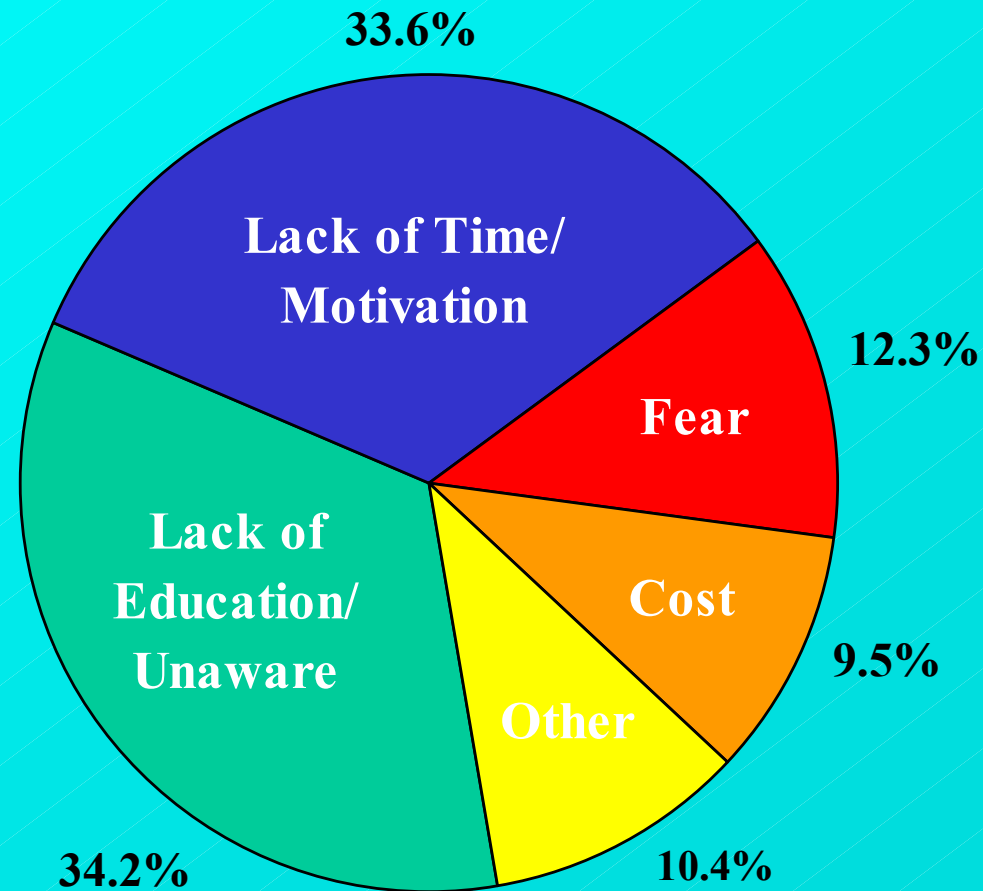



Figure 4. Women (40+) Who Did NOT Receive a Mammogram In the Recommended Time by Poverty and Insurance Status, Southeastern Pennsylvania, 2004.



1. Poor is defined as living below 100% of the federal poverty level.

Figure 5. Reasons Why Women (40+) Did NOT Receive a Mammogram In the Recommended Time, Southeastern Pennsylvania, 2004.





www.phmc.org/chdb

**For more information about the Community Health
Data Base, please contact us at 215-985-2548 or visit
www.phmc.org/chdb**